



COMIND
INDUSTRIES

INNOVATING FOR A GREEN WORLD



QUICK END SEAL KIT

www.comind.cl
www.comindindustries.com
info@comindindustries.com

Description

With this product you can seal the end of the heat trace safely. This product provides a cable entry with silica gel sealant that will allow a better fixation and protection against dust and humidity.



Content

N °	Part
1	Case
2	Silica Gel



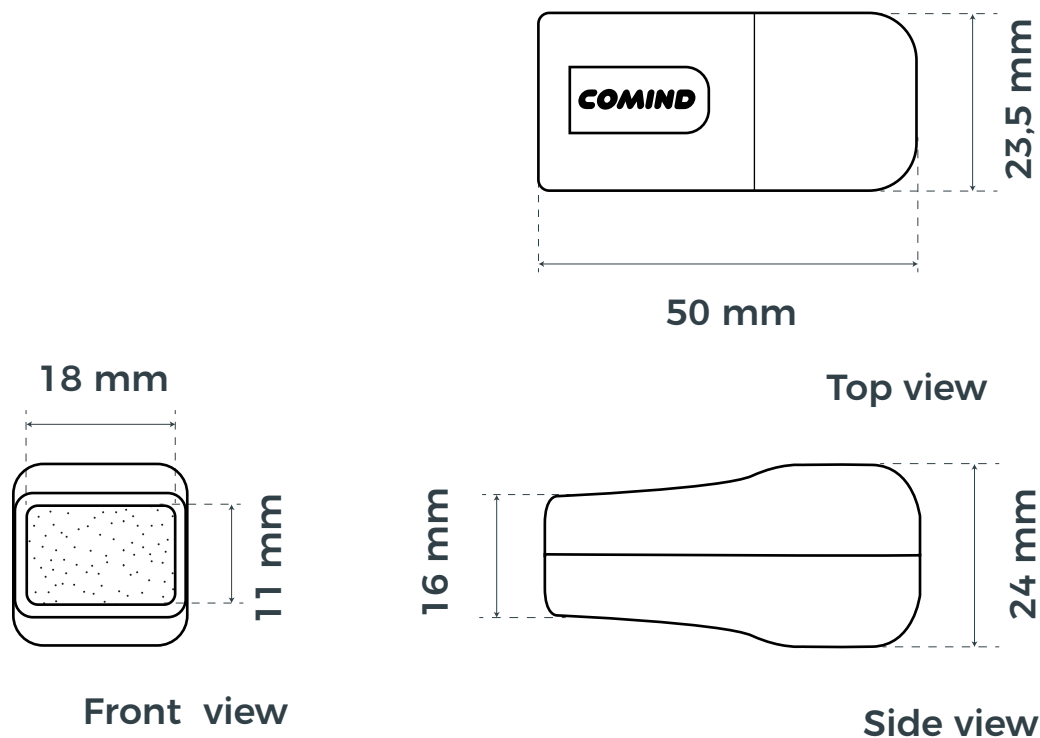
Scan me



Suitable for **Comind Trace** brand heating cables only.



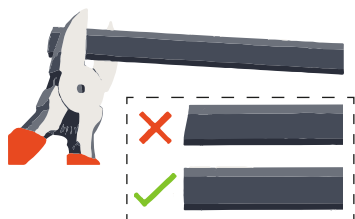
Dimensiones



Installation

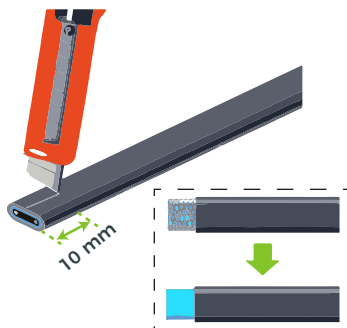
①

Cut the heating cable vertically.



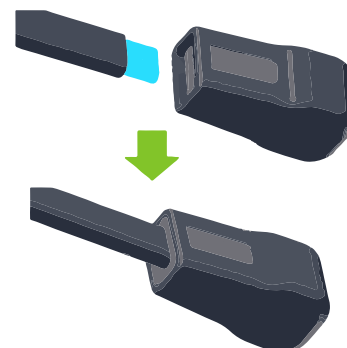
②

Remove the jacket and braid from the heating cable 10 mm from the end.



③

Insert the heating wire into the seal until it bottoms out.



It is normal for the Silica Gel to overflow when inserting the cable.